

HRP Conjugate Stabilizer, Non-Mammalian, 1X

Preserves the activity of HRP conjugates and reduces background signal.

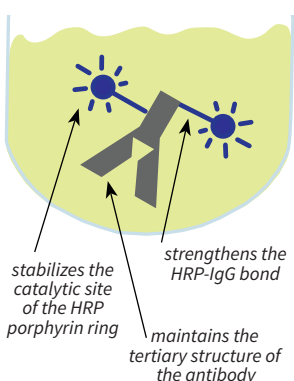
HRP Conjugate Stabilizer is used to preserve concentrated stock conjugates, reconstitute lyophilized HRP conjugates, and dilute protein-peroxidase conjugates to their useful working titer in ELISAs and other immunology-based techniques.

HRP Conjugate Stabilizer, Non-Mammalian, 1X preserves the functional integrity of both the horseradish peroxidase enzyme and IgG components of the HRP-IgG conjugate complex. This proprietary formulation helps preserve the native three-dimensional conjugate structure during storage while enhancing the binding relationship between the IgG component of the HRP-IgG conjugate and the target antigen or antibody during the assay. By maintaining conjugate component activity and preventing contamination issues through the inclusion of an antimicrobial agent, HRP Conjugate Stabilizer, Non-Mammalian, 1X extends the functional utility of stored and reconstituted peroxidase conjugates. Extended stability studies clearly demonstrate this stabilizer's ability to preserve HRP-labeled IgG performance during long-term storage (see page 2).

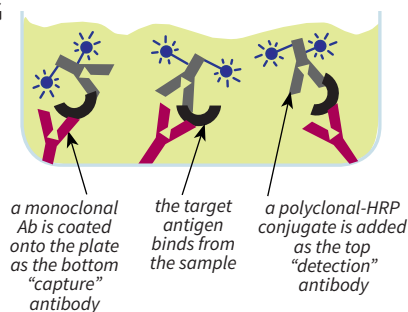
HRP Conjugate Stabilizer, Non-Mammalian, 1X is especially suited for ELISAs using anti-IgG HRP conjugates within traditional antigen-down or antibody sandwich formats. Incorporation of hydrolyzed non-mammalian proteins in place of traditional BSA protein

continued on page 2...

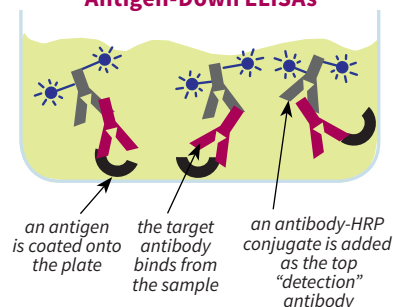
Stabilizes HRP Conjugates



Minimizes Background in Mono-Poly Sandwich ELISAs



Minimizes Background in Antigen-Down ELISAs



HRP CONJUGATE STABILIZER, NON-MAMMALIAN, 1X

Size	Catalog #
100 mL	LS-M52-100
500 mL	LS-M52-500
1000 mL	LS-M52-1000

INSTRUCTIONS:

1. Protect the stabilizer from light.
2. Gently mix the stabilizer; avoid bubbles.
3. Prepare the HRP conjugate solution at the pre-determined dilution factor or concentration. For example, if preparing 50 mL at a dilution of 1:5,000, add 10 μ L HRP-IgG conjugate stock concentrate to 49.99 mL HRP Conjugate Stabilizer, Mammalian, 1X.
4. Mix for 15 minutes.
5. Pipette 50-300 μ L of the diluted HRP conjugate to each well of the ELISA at the appropriate step in the assay.
6. Store remaining conjugate solution at 2-8°C. Protect from direct exposure to light.

For more ELISA protocols and information, please visit www.LSBio.com.

SPECIFICATIONS:

- Clear to light yellow liquid
- 1X ready to use
- pH 7.2-7.6

STORAGE:

- 24 months at 2-8°C
- 1 week at room temperature

SAFETY & USAGE:

- Warning! May cause an allergic skin reaction. Harmful to aquatic life with long lasting effects.
- SDS available upon request
- Product intended for research use or for further manufacturing into *in vitro* diagnostics reagents only.
- Not intended for use in human or therapeutics purposes.


LifeSpan BioSciences, Inc.

2401 4th Avenue, Suite 900, Seattle, WA 98121

USA TOLL-FREE 1-866-819-4732 LOCAL 206-374-1102

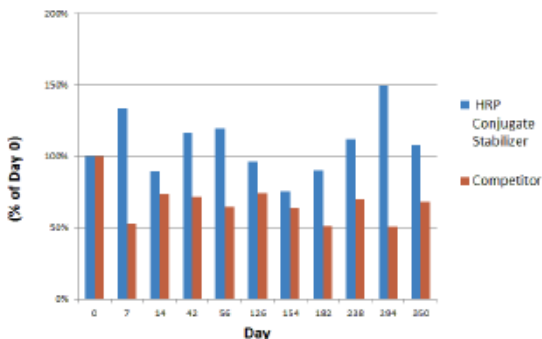
www.LSBio.com

HRP Conjugate Stabilizer, Non-Mammalian, 1X

continued from page 1...

stabilizers offers additional utility in the form of improved protein stabilization efficiency. In addition, the heterogeneous, smaller molecular weight protein matrix allows for creation of more intimate associations between stabilizer proteins and the performance-critical regions of the HRP-IgG conjugate while also serving to inhibit non-specific conjugate binding interactions with the ELISA plate surfaces. By reducing non-specific conjugate bridging events on the plate surface, undesirable background signal-related losses in sensitivity can be significantly reduced.

SIGNAL RETENTION OF HRP-IgG CONJUGATE AT 2-8°C WITH HRP CONJUGATE STABILIZER, NON-MAMMALIAN, 1X VS. COMPETITOR



HRP-IgG conjugate was diluted to working strength (1:60,000) in HRP Conjugate Stabilizer, Non-Mammalian, 1X or in a competing product and stored at 2-8°C. Performance was monitored over 12 months in an antigen-down ELISA format. HRP Conjugate Stabilizer, Non-Mammalian, 1X is effective at retaining both the binding and enzymatic activity of HRP conjugates. It enabled complete retention of the original signal while the signal from conjugate stored in a competing product decreased by more than 30% over the same period.



2401 4th Avenue, Suite 900, Seattle, WA 98121

USA TOLL-FREE 1-866-819-4732 LOCAL 206-374-1102

www.LSBio.com